PARENTS' PERCEPTION OF YOUTH GAMBLING AND OTHER RISK BEHAVIORS - Comparison between Croatian and Canadian Parents

Neven Ricijaš, PhD
Jeffrey Derevensky, PhD
Dora Dodig Hundrić, PhD
Toni Maglica, MA
Valentina Kranželić, PhD
Martina Ferić, PhD

Youth gambling - literature review

CANADA	CROATIA
▪ **45-67%** past-year & liftime prevalence	▪ **45-83%** past-year & lifetime prevalence
▪ **2.7%** regularly sports betting	▪ **20%** regularly sports betting
▪ **1.1%** reglularly play VLTs	▪ **12%** regularly play VLTs
▪ **boys >** girls	▪ **boys >** girls
	➢ greater **availibility and accesibility**
▪ **CAGI - GPSS:**	▪ **CAGI - GPSS:**
1.3% red light	**12.9% red light**
5.5% yellow light	**17.3% yellow light**
93.2% green light	**69.8% green light**

Elton-Marshall, Leatherdale & Turner (2016); Tremblay, J., Stinchfield, R., Wiebe, J. & Wynne (2011); Gupta and Derevensky (2002); Ricijaš, Dodig Hundrić, Huić, Kranželić (2013); Puharić et al. (2016)

Research questions

1. Do Canadian and Croatian parents differ in their **perception of seriousness of gambling** as youth risk behavior?
2. How do they perceive seriousness of **gambling compared to** seriousness of **other youth risks**?
3. How significant are **country and gender effects** in perceived seriousness of different youth risks?

Sample

convinient

CANADA

n=2.710

Fathers=31.2% Mothers=68.8%

population ≈ 36 mil.

CROATIA

n=770

Fathers=36.8% Mothers=63.2%

population ≈ 4 mil.

In your opinion, how serious of an issue are the following for teens today?

1 = not at all serious	5 = very serious
1. Alcohol	8. Depression
2. Drinking & Driving	9. Obesity
3. Drugs	10. Negative body image
4. Smoking	11. Unsafe online activities
5. Bullying	12. To much time online
6. Unsafe sex. activities	13. Videogames
7. Gambling	

In your opinion, how serious of an issue are the following for teens today?

1 = not at all serious | 5 = very serious

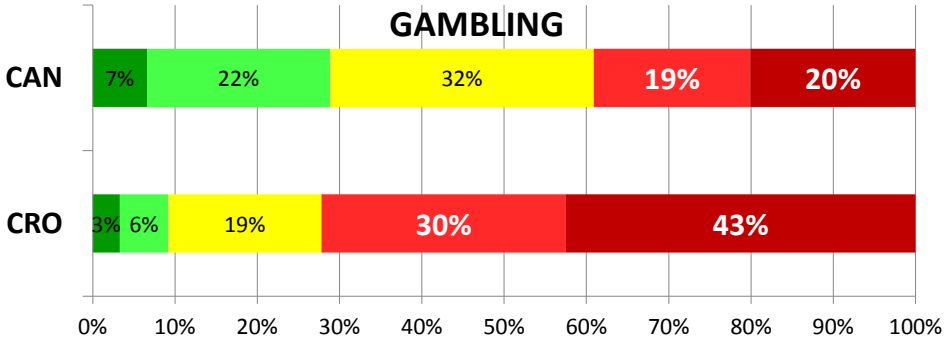

	M (SD)
CAN	3.24 (1.19)
CRO	4.02 (1.07)

t = - 17.421**

Differences between countries

independent sample t-test

No difference (p>.010)

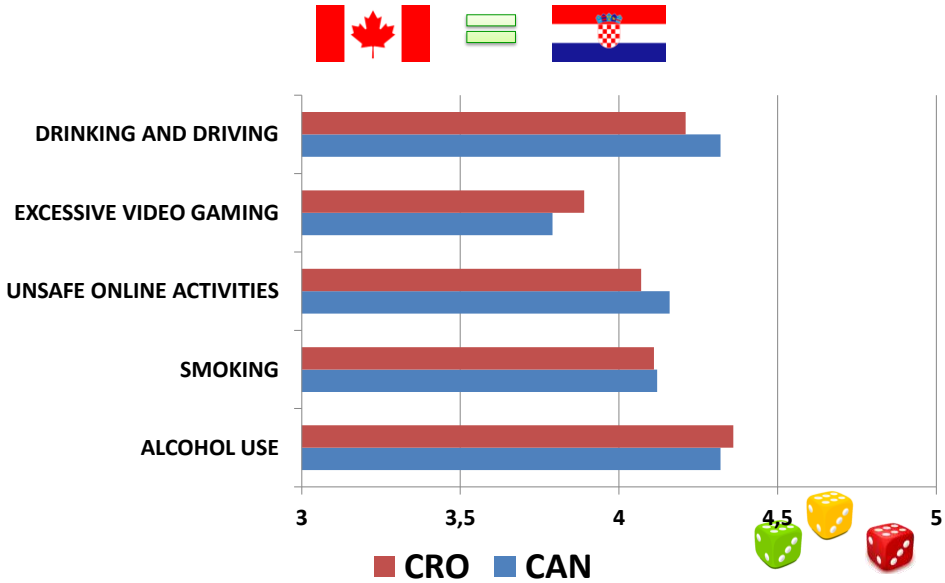

CAN parents perceive more serious

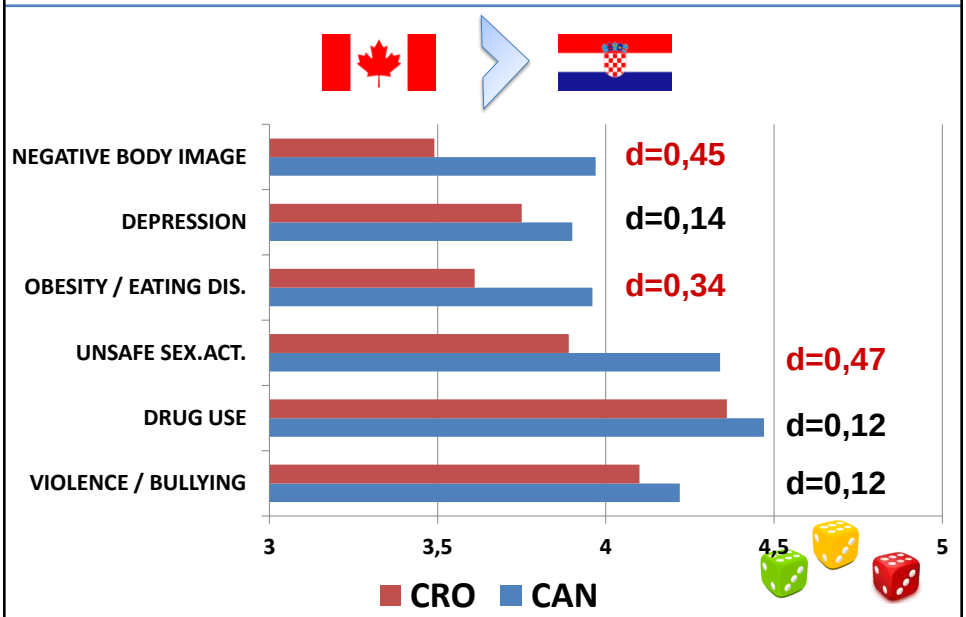

CRO parents perceive more serious

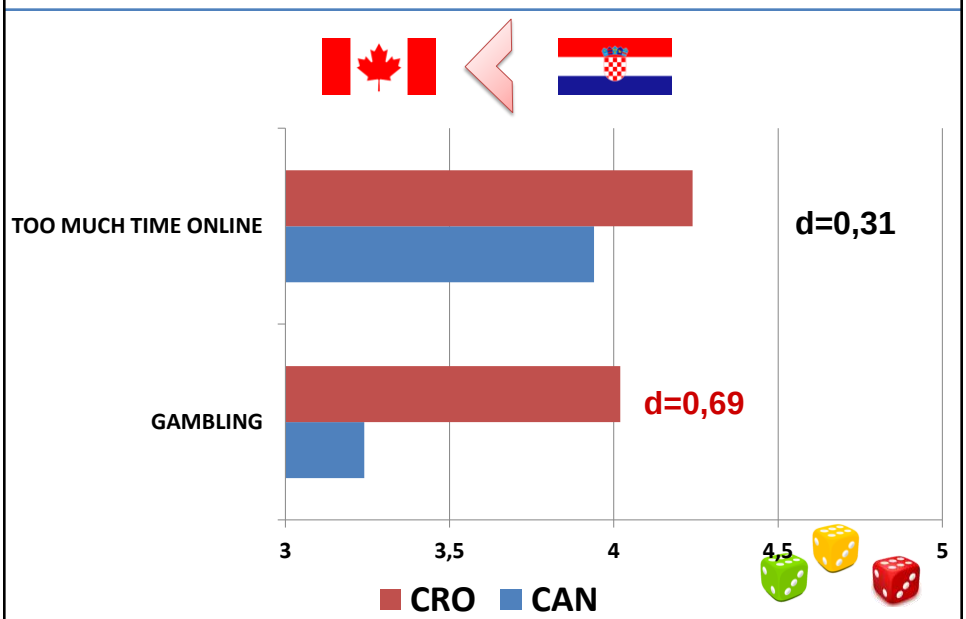

Gambling compared to other youth risks (within countries)

paired sample t-test

CAN - Gambling compared to other risks

GAMBLING <

	d
Drugs	1,08
Drink&Drive	0,96
Alcohol	0,96
Unsafe sex. activities	0,96
Bullying	0,84
Unsafe online activities	0,80
Smoking	0,76
Obesity	0,62
Neg.body image	0,60
Depression	0,59
Time online	0,54
Videogames	0,45

CRO - Gambling compared to other risks

GAMBLING

	d
Drugs	0,34
Alcohol	0,32
Time online	0,18
Drink&Drive	0,16

Smoking
Bullying
Unsafe online activities

	d
Obesity	1,11
Neg.body image	0,45
Depression	0,24
Unsafe sex. activities	0,12
Videogames	0,10

Country and gender effects in perceived seriousness of youth risks

MANOVA country * gender (2*2)

Significant effects:
Only Gender

(p<.010)

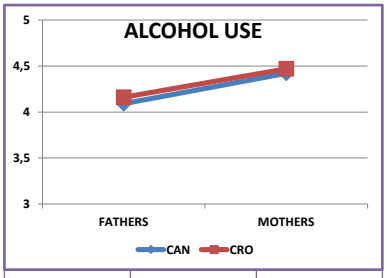

	COUNTRY	GENDER
F	2,96	76,02**

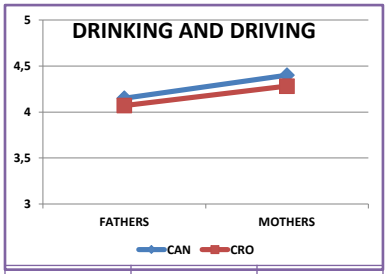

	COUNTRY	GENDER
F	5,38	29,28**

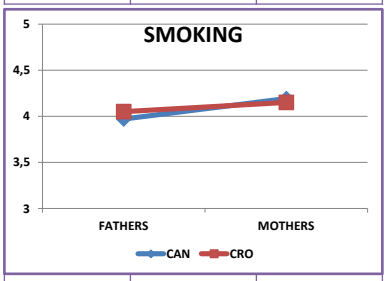

	COUNTRY	GENDER
F	0,14	14,68**

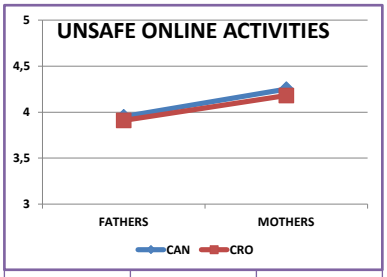

	COUNTRY	GENDER
F	2,10	50,17**

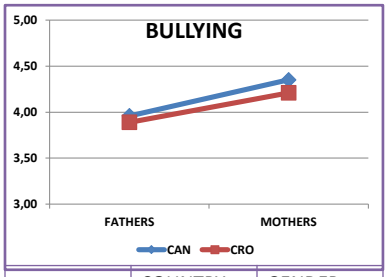

	COUNTRY	GENDER
F	5,96	78,81**

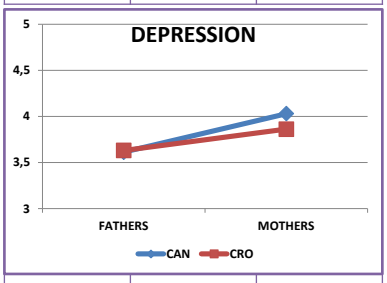

	COUNTRY	GENDER
F	2,71	52,99**

Significant effects:

Gender & Country

(p<.010)

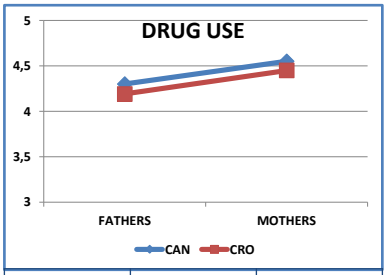

	COUNTRY	GENDER
F	8,13*	51,32**

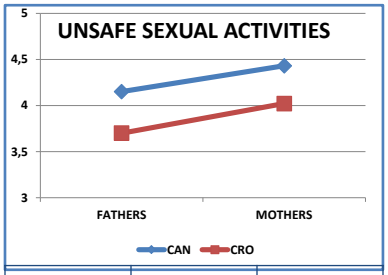

	COUNTRY	GENDER
F	122,86**	58,66**

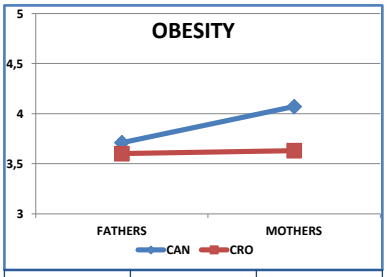

	COUNTRY	GENDER
F	43,36**	21,63**

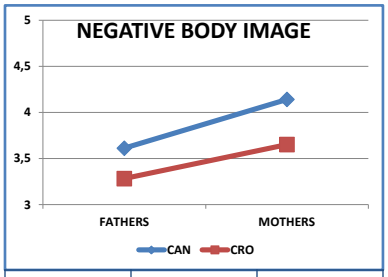

	COUNTRY	GENDER
F	91,40**	106,37**

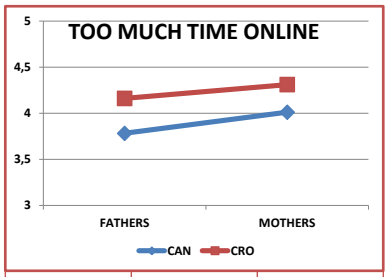

	COUNTRY	GENDER
F	65,51**	20,81**

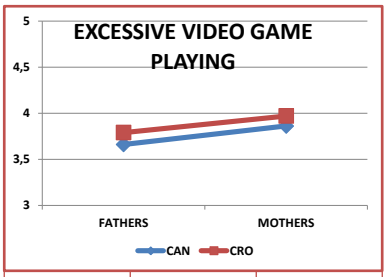

	COUNTRY	GENDER
F	7,09*	16,13**

Significant effects:
Only Country

(p<.010)

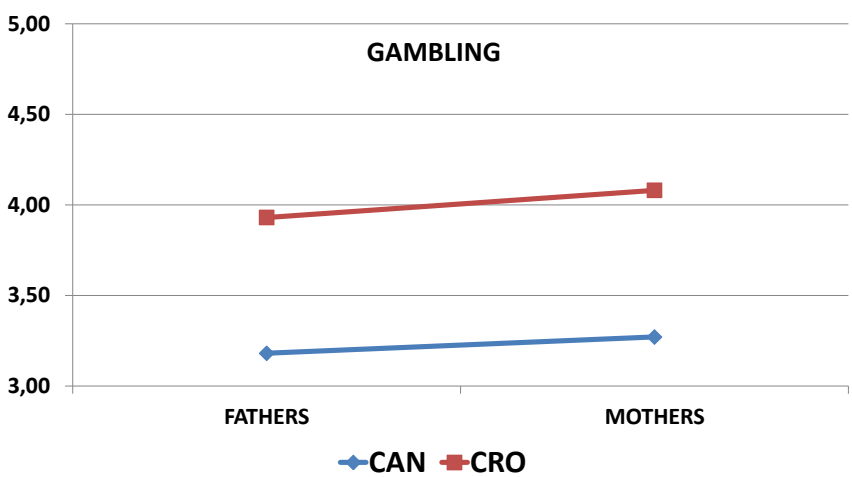

	COUNTRY	GENDER
F	34,07**	5,59

Conclusion

- **CAN parents:** gambling < the least serious risk
- **CRO parents:** gambling = smoking, bullying, unsafe online activities
- **Generally:** more gender effects Mother > Father
- No country efects for traditional (typical) risks:
  - alcohol, drinking & driving, smoking, bullyng + unsafe online activities, depression
- **Gambling** – the only risk with just country effect
  - **CRO > CAN**
- Social context contributes to perception

Thank you for your attention! ☺

neven.ricijas@gmail.com